

ATTACHMENT 1-2

Redacted

Part I Guidelines and Instructions

Certification, Project and Pricing Data (CPPD)

This CPPD form comprises Part I through Part VIII and is included as Section 1 of Appendix A to the RFP. Parts II through VIII of this Attachment must be completed in this Excel spreadsheet and submitted according to the instructions in Part 1 and the remainder of the CPPD form. Additionally, bidders must complete and submit the Bid Fee Submittal Form. Please read these instructions in their entirety.

For the required 400 MW proposals under Bid Category 2.2.1.3.1 and 2.2.1.3.2, separate CPPD forms are required. If additional pricing proposals are offered, or your proposals will include a different net generating capacity between 200 MW and 800 MW, commercial operation date, point of on-shore interconnection, and/or production data then please submit separate CPPD forms for each unique proposal including proposals under Bid Category 2.2.1.3.1 and 2.2.1.3.2 and indicate the name of each CPPD form on the Bid Fee Submittal Form.

Part II - Proposal Certification and Authorization and Bid Contact Information

Proposal Certification, name of the bidder, project name and contact info.

Part III - Proposal Compliance and Bid Overview

Part III (a) identifies the Bid Category per Section 2.2.1.3 of the RFP. Please note that additional pricing proposals, or proposals with energy storage, different net generating capacity between 200 MW and 800 MW, commercial operation date, point of on-shore interconnection, and/or production data represents a unique bid proposal.

Part III (b) requires the bidder to provide a summary of how this proposal meets the Definitions included in the RFP.

Part IV - Eligible Facility Summary Information

Part IV provides technical information about a facility and facility parameters, including storage if applicable, to be considered in the evaluation. If the bid proposal is for a one phase project, please complete Part IV(a). If the bid proposal includes phases of development, Part IV (a) must be completed for the first phase, and Part IV (b) must be completed for the second phase.

Part I (continued)
Guidelines and Instructions

Part V - Operational Information (Expected Monthly and Annual Production Data)

The forms are used to convey the information about the quantity of energy and/or RECs and/or environmental attributes to be delivered. The data entry can be provided in '12 months by 24 hours' forecast, but 'hourly profile' data is suggested, if available. Hourly Profile data is entered in Part V(a)(i), and provides for greater modeling accuracy during the evaluation process. It is requested that the bidder provide hourly production data representative of a specific year (8760 or 8784 data points) or to provide the latitude and longitude of the Eligible Facility. If providing hourly profile data, bidders are required to provide an hourly profile specific to 2012 weather patterns. 2012 is chosen as a "typical meteorological year" and assures consistency in evaluation of bidders.

If the bid proposal is for a one phase project, please provide data in tab Part V (phase 1). If a proposal includes phases of development you must provide separate data for Phase 1 and Phase 2, in tabs 'Part V (phase1)' and 'Part V (phase2),' respectively.

Part V (c) provides monthly adjustment factors for up to 20 years to adjust for varying maintenance intervals or declining output. The factors are for specific months and years, so the factors should coincide with the expected commercial operation date or the guaranteed delivery start date of the bid. Because of this calendar convention, there are 21 years of factors to accommodate partial years at the beginning and end of a 20 year offer. The values should be expressed in decimal format, where 1 means no change to the output. Any reductions should be reflect as 1 less the outage rate (i.e. a 1% decrease in output should be input as 0.99).

There is also a Part V (Informational) which provides conversion of the hourly generation profile into monthly on- and off-peak quantities prior to the monthly adjustment factors according to standard NERC definitions. This takes the profile for Part V (b), and makes adjustments for the average number of days over a 20 year period.

For proposals with Paired Energy Storage you must provide data in tabs 'Part V (phase1 with Storage)' and 'Part V (phase2 with Storage)', if necessary. Note that for Projects with Paired Energy Storage, the expected hourly generation tables in Part V (a)(i) should show the output of the generation resource. Enter the Energy Storage charge and discharge schedule in Part V(a)(ii). The net delivered energy from the combined resources, after the timing and loss effects of storage, will be calculated in Parts V(b-1). When providing hourly profile data, bidders are required to provide an hourly profile specific to 2012 weather patterns. The Energy Storage schedule will be analyzed to verify compliance with the maximum charging rate, maximum discharging rate, potential for exceeding storage capacity, and combined hourly scheduled negative net deliveries.

Part VI - Pricing

Part VI (a) to VI(b) - Conforming Pricing. These parts are used to capture the energy and REC prices for each contract year in the term. Pricing must conform to Section 2.2.1.4 of the RFP. The contract terms and products offered must agree with the selections provided on Part III. If the bid proposal is for a one phase project, please complete Part VI (a). If the bid proposal includes phases of development, Part VI (a) must be completed for the first phase, and Part VI (b) must be completed for the second phase.

Part VI (a) (i) and Part VI (b) (i) are auto-populated templates from Part VI to ensure proposals conform with RFP Section 2.2.1.4.i(e). No input information is required.

Part VI (c) is for alternative pricing for consideration by National Grid pursuant to Section 2.2.1.4.h of the RFP. A bidder submitting such a proposal must submit a conforming price proposal.

Part VI-2.2.1.4.i.(d) check is an auto-populated templates from Part IV and Part VI to ensure two phase proposals conform with RFP Section 2.2.1.4.i(d). No input information is required.

Version v3 08/07/19

Part I (continued)
Guidelines and Instructions

Part VII - ISO-NE Forward Capacity Auction Qualification

Part VIII provides spaces to describe the amount of capacity and the capacity commitment period, for which the bidder expects the generation unit in their proposal to qualify under the Forward Capacity Auction Qualification requirements set forth in Section III.13.1 of Market Rule 1 of ISO-NE's Transmission Markets and Services Tariff and how the bidder expects to meet those requirements.

Part VIII - Contract Information

Part VIII provides space to enter various items which will be required to complete the PPA. Many items shown are copied from other parts of the CPPD.

Part II (a)
Proposal Certification and Authorization (Appendix C)

A proposal will be considered incomplete unless all required signatures are provided.

The undersigned certifies that he or she is an authorized officer or other authorized representative of the Bidder, and further certifies that:

(1) the Bidder has reviewed this RFP and all attachments and has investigated and informed itself with respect to all matters pertinent to this RFP and its proposal; (2) the Bidder's proposal is submitted in compliance with all applicable federal, state and local laws and regulations, including antitrust and anti-corruption laws; (3) the Bidder is bidding independently and that it has no knowledge of the substance of any proposal being submitted by another party in response to this RFP other than a response submitted by the bidder's affiliate for a project where the Bidder is also a project proponent or participant, and notice of each such affiliated bid or project must be disclosed in writing with each of the Bidder's and affiliated bidder's proposal; (4) the Bidder has no knowledge of any confidential information associated with development of the RFP; (5) the Bidder's proposal has not been developed utilizing knowledge of any non-public information associated with the development of the RFP; (6) the Bidder has not obtained any confidential bidding-related information directly or indirectly from any of the Distribution Companies, in preparation of its bid; (7) except as disclosed by the Bidder in the relevant portions of its response, the Bidder is not an Affiliated Company of any Massachusetts investor-owned electric Distribution Company and no Distribution Company which is seeking proposals pursuant to the RFP has a financial or voting interest, controlling or otherwise in the bidder or the bidder's proposed project; (8) the bidder accepts that confidential information about their proposal might be shared, on a confidential basis subject to Appendix E, with any members of the Evaluation Team, the Evaluation Team Consultant, and Independent Evaluator, ISO-NE or Other Authorities personnel; and (9) the bidder will continue to observe these requirements throughout the RFP process.

Violation of any of the above requirements may be reported to the appropriate government authorities and shall disqualify the Bidder from the RFP process.

The undersigned further certifies that the prices, terms and conditions of the Bidder's proposal are valid and shall remain open until December 31, 2019 unless otherwise extended by mutual agreement.

The undersigned further certifies that he or she has personally examined and is familiar with the information submitted in this proposal and all appendices thereto, and based on reasonable investigation, including inquiry of the individuals responsible for obtaining the information, the submitted information is true, accurate and complete to the best of the undersigned's knowledge and belief.

The undersigned understands that a false statement or failure to disclose material information in the

submitted proposal may be punishable as a criminal offense under applicable law. The undersigned further certifies that that this proposal is on complete and accurate forms as provided without alteration of the text. The undersigned further understands and agrees to the provisions of this RFP related to confidential information subject to Appendix E, and consents to the limited exchange and sharing of confidential information related to the Bidder's proposal as described in this RFP, including with members of the Evaluation Team, the Independent Evaluator, ISO-NE, or and adjacent Control Area personnel.

Project Title(s)

Bay State Wind

(as Submitted to the Soliciting Parties)

Bidder Name

Bay State Wind LLC

Bidder or Authorized
Representative

Patrick Smith

Authorized Representative

8/21/2019

Bidder Representative's Title

Date

See signed Certification form provided separately

Signature of Bidder or Authorized Representative

Part II (b)
Bidder and Contact Information

Contact Information For Project	
Name	<div></div>
Mailing Address	<div></div>
Courier Address (If Different)	<div></div>
Telephone Number	<div></div>
E-mail Address	<div></div>

Alternate Contact (Optional)	
Name	<div></div>
Mailing Address	<div></div>
Courier Address (If Different)	<div></div>
Telephone Number	<div></div>
E-mail Address	<div></div>

Part III (a)
Proposal Compliance

Bidder Name _____

Project Title _____

Eligible Bid Category _____

Separate CPPD forms for Bid Category 2.2.1.3.1 and 2.2.1.3.2 are required.

**Part III (b)
Definitions**

Provide a summary description of the following:

How this proposal meets the definition of "Offshore Wind Energy Generation"

[Redacted text box]

How the developer of this proposal meets the definition of "Offshore Wind Developer"

[Redacted text box]

How this proposal meets the definition of "Energy storage system", if applicable

[Redacted text box]

How this proposal meets the definition of "Delivery", "Deliveries", "Deliver", or "Delivered"

[Redacted text box]

How this proposal contributes to reducing Winter Electricity Price Spikes

[Redacted text box]

Part IV (a)
Eligible Facility Summary Information

Project Title _____

Storage Included _____
(if proposal includes phases of development, select if storage will be included with the first phase)

Guaranteed Commercial Operation Date _____
(if proposal includes phases of development, enter the Commercial Operation Date of the first phase)

Does this proposal include phases of development? _____
(complete part IV (a) and part IV(b) below as applicable for Phase 1 and Phase 2, respectively)

For evaluation purposes, the term is assumed to start on the first day of the first full calendar month beginning on or after the Proposed Delivery Term Start Date or the Guaranteed Commercial Operation Date as applicable, as shown to the right:

Capacity of the Facility (MW, as proposed) _____ Gross _____ Net

Contract Maximum Amount (as defined in Form PPA) _____ MWh/hr
(note: the aggregate entitlement percentage of all buyers)

Estimated Net Capacity Factor (%) _____ %

Expected Annual Availability (%) _____ %

Buyers' Percentage Entitlement of facility output _____ %
Enter Percent relative to entire Facility, not Seller's entitlement if part owner

Is the Buyer's Percentage Entitlement scalable downward in the event that acceptance of the full amount offered would result in exceedance of the target procurement amount?

What is the minimum Buyer's Percentage Entitlement acceptable ? _____ %
(for proposal with multiple facilities, scale down is same % across all facilities)

Renewable Energy Lease Number

Documentation demonstrating that you possess a federal lease for a designated wind generation area for the Eligible Facility site that was issued on a competitive basis after January 1, 2012 must be attached

Proposed On-Shore Interconnection Point _____

Proposed On-Shore Point of Delivery _____

ISO New England Load Zone for Proposed Delivery Point _____

Please note: The Delivery Point must be the specific Node on the ISO-NE Pool Transmission Facilities, as determined by ISO-NE, where Seller shall transmit its Energy to Buyer, as set forth in Exhibit A to the contract. Seller shall be responsible for all applicable charges associated with transmission interconnection, service and delivery charges, including all related ISO-NE administrative fees and other FERC-approved charges in connection with the Delivery of Energy to the Delivery Point.

Part IV (b)
Eligible Facility Summary Information, Phase 2 (if applicable)

Facility Name

Storage Included

(if storage will be included with the second phase)

Guaranteed Commercial Operation Date of Phase 2

For evaluation purposes, the term is assumed to start on the first day of the first full calendar month beginning on or after the Proposed Delivery Term Start Date or the Guaranteed Commercial Operation Date as applicable, as shown to the right:

01/00/1900

Capacity of the Facility (MW, as proposed), Phase 2

Gross

Net

Contract Maximum Amount (as defined in Form PPA), Phase 2

MWh/hr

(note: the aggregate entitlement percentage of all buyers)

Estimated Net Capacity Factor, Phase 2 (%)

%

Expected Annual Availability, Phase 2 (%)

%

Buyers' Percentage Entitlement of facility output, Phase 2

%



Enter Percent relative to entire Facility, not Seller's entitlement if part owner

Is the Buyer's Percentage Entitlement scalable downward in the event that acceptance of the full amount offered would result in exceedance of the target procurement amount?

What is the minimum Buyer's Percentage Entitlement acceptable ?

%

(for proposal with multiple facilities, scale down is same % across all facilities)



Part V (a)

Operational Information - Production Data of Off Shore Wind Project

Project Title _____

Data Entry: _____

If you will be inserting an Hourly Profile, do so to the right. If you are not providing an Hourly Profile, then use this table by inserting expected generation for 12 Months by 24 Hours. Table Part V (b) below will be populated automatically.

EXPECTED HOURLY GENERATION in MW - 12 Months by 24 Hours For Representative Day For Each Month

Part V (b)

Operational Information - Production Data of Off Shore Wind Project

Project Title

Data Entry:

This table is calculated from either Part V(a) or Part V(a)(i).

HOURLY DELIVERY in MW (Averaged) - 12 Months by 24 Hours For Representative Day For Each Month

Notes:

The hourly output profile(s) above will be summed into monthly peak and off-peak quantities via a uniform conversion. The conversion factors and resulting amounts, prior to applying the adjustment factors, are shown below in Part V (Informational).

Offshore Wind Resources

Enter the P50 level of output from the resource.

Resources with Paired Energy Storage

Must use tab **Part V (with Storage)**.

Part V (c)

Operational Information - Maintenance Profile for Off Shore Wind Project

Project Title

MONTHLY ADJUSTMENT FACTORS AS PERCENTAGE OF EXPECTED PRODUCTION

IMPORTANT: These factors are for specific months and calendar years. The first entry must coincide with the project start date.

The adjustment factors in each contract month above will be applied to capture changes in monthly output production for variations associated with maintenance, degradation, or other changes in output.

If Part V(a) or V(a)(i) already reflect a forced outage rate or scheduled outage information, then Part V(c) should be left blank or contain a factor of 1.000 for each month.

Version: v3 08/07/19

Part V (informational)

Validation and Conversion Assumptions and Calculations

Jan	Feb	Mar	Apr	May	Jun	Jul	Aug	Sep	Oct	Nov	Dec
-----	-----	-----	-----	-----	-----	-----	-----	-----	-----	-----	-----

Average Days used to convert hourly profiles into monthly and annual amounts

Average Number of Weekdays

Order #	Customer	Product	Quantity	Unit Price	Total Price	Tax	Discount	Net Price	Gross Price	Net Weight	Gross Weight	Volume	Surface Area	Material	Color	Finish	Notes
1	John Doe	Product A	10	100	1000	100	0	900	1100	10	11	100	100	100	100	100	100
2	Jane Smith	Product B	5	200	1000	100	0	900	1100	5	6	50	50	50	50	50	50
3	Bob Johnson	Product C	20	50	1000	100	0	900	1100	20	22	200	200	200	200	200	200
4	Alice Brown	Product D	15	70	1050	105	0	945	1050	15	17	150	150	150	150	150	150
5	Charlie Davis	Product E	8	125	1000	100	0	900	1100	8	9	80	80	80	80	80	80
6	Eve Wilson	Product F	12	80	960	96	0	864	960	12	14	120	120	120	120	120	120
7	Frank Miller	Product G	30	35	1050	105	0	945	1050	30	33	300	300	300	300	300	300
8	Grace Lee	Product H	7	150	1050	105	0	945	1050	7	8	70	70	70	70	70	70
9	Henry King	Product I	18	60	1080	108	0	972	1080	18	20	180	180	180	180	180	180
10	Ivy White	Product J	6	180	1080	108	0	972	1080	6	7	60	60	60	60	60	60
11	Jack Black	Product K	25	40	1000	100	0	900	1100	25	28	250	250	250	250	250	250
12	Karen Green	Product L	9	110	990	99	0	891	990	9	10	90	90	90	90	90	90
13	Leo Brown	Product M	14	75	1050	105	0	945	1050	14	16	140	140	140	140	140	140
14	Mia White	Product N	11	90	990	99	0	891	990	11	13	110	110	110	110	110	110
15	Noah Black	Product O	16	65	1040	104	0	936	1040	16	18	160	160	160	160	160	160
16	Olivia Green	Product P	4	220	880	88	0	792	880	4	5	40	40	40	40	40	40
17	Peter Brown	Product Q	22	45	990	99	0	891	990	22	25	220	220	220	220	220	220
18	Quinn White	Product R	13	80	1040	104	0	936	1040	13	15	130	130	130	130	130	130
19	Rachel Black	Product S	17	60	1020	102	0	918	1020	17	19	170	170	170	170	170	170
20	Sam Green	Product T	8	130	1040	104	0	936	1040	8	9	80	80	80	80	80	80
21	Tina Brown	Product U	19	55	1045	104.5	0	940.5	1045	19	22	190	190	190	190	190	190
22	Uma White	Product V	7	160	1120	112	0	1008	1120	7	8	70	70	70	70	70	70
23	Victor Black	Product W	21	50	1050	105	0	945	1050	21	24	210	210	210	210	210	210
24	Wendy Green	Product X	10	100	1000	100	0	900	1100	10	11	100	100	100	100	100	100
25	Xavier Brown	Product Y	6	170	1020	102	0	918	1020	6	7	60	60	60			

Average Number of Weekend Days

Average Days

Average NERC Holiday

Generation Conversion Prior to Monthly Adjustment Factors (Daily MWh/day)

Sum of Generation HE 1-7, 24

Sum of Generation HE 8-23

CONFIDENTIAL

Sum of Generation HE 1-24

[illegible]

Monthly Generation Summary (MWh)

Average Monthly On-Peak Generation (prior to monthly adjustment factors)



Average Monthly Off-Peak Generation (prior to monthly adjustment factors)



Total Generation (prior to monthly adjustment factors)



Monthly Balance Check



Total Annual Energy and Capacity Factor (prior to monthly adjustment factors)

	On-Peak Hours	Off-Peak Hours	All Hours	AnnCapFac	Annual Delivery
Generation (MWh)					

Part V (a)


Operational Information - Production Data of Off Shore Wind Project

Project Title _____

Data Entry: _____

If you will be inserting an Hourly Profile, do so to the right. If you are not providing an Hourly Profile, then use this table by inserting expected generation for 12 Months by 24 Hours. Table Part V (b) below will be populated automatically.

EXPECTED HOURLY GENERATION in MW - 12 Months by 24 Hours For Representative Day For Each Month



Part V (b)

Operational Information - Production Data of Off Shore Wind Project

Project Title

Data Entry:

This table is calculated from either Part V(a) or Part V(a)(i).

HOURLY DELIVERY in MW (Averaged) - 12 Months by 24 Hours For Representative Day For Each Month

Notes:

The hourly output profile(s) above will be summed into monthly peak and off-peak quantities via a uniform conversion. The conversion factors and resulting amounts, prior to applying the adjustment factors, are shown below in Part V (Informational).

Offshore Wind Resources

Enter the P50 level of output from the resource.

Resources with Paired Energy Storage

Must use tab **Part V (with Storage)**.

Part V (c)

Operational Information - Maintenance Profile for Off Shore Wind Project

Project Title

MONTHLY ADJUSTMENT FACTORS AS PERCENTAGE OF EXPECTED PRODUCTION

Enter factors in decimal format, where 1 equals no adjustment (i.e. a decrease of 2% should be entered as 0.98)

IMPORTANT: These factors are for specific months and calendar years. The first entry must coincide with the project start date.

The adjustment factors in each contract month above will be applied to capture changes in monthly output production for variations associated with maintenance, degradation, or other changes in output.

If Part V(a) or V(a)(i) already reflect a forced outage rate or scheduled outage information, then Part V(c) should be left blank or contain a factor of 1.000 for each month.

Version: v3 08/07/19

Part V (informational)

Validation and Conversion Assumptions and Calculations

Jan	Feb	Mar	Apr	May	Jun	Jul	Aug	Sep	Oct	Nov	Dec
-----	-----	-----	-----	-----	-----	-----	-----	-----	-----	-----	-----

Average Days used to convert hourly profiles into monthly and annual amounts

Average Number of Weekdays

Order of treatment	1	2	3	4	5	6	7	8	9	10
1	1	2	3	4	5	6	7	8	9	10
2	2	1	4	3	5	6	7	8	9	10
3	3	4	1	2	5	6	7	8	9	10
4	4	3	2	1	5	6	7	8	9	10
5	5	5	5	5	1	2	3	4	6	7
6	6	6	6	6	2	1	3	4	5	7
7	7	7	7	7	3	4	1	2	5	6
8	8	8	8	8	4	3	2	1	5	6
9	9	9	9	9	6	7	8	9	1	2
10	10	10	10	10	7	8	9	10	2	1

Average Number of Weekend Days

Order of Treatment Days	1	2	3	4	5	6	7	8	9	10	11
1	1	2	3	4	5	6	7	8	9	10	11
2	1	2	3	4	5	6	7	8	9	10	11
3	1	2	3	4	5	6	7	8	9	10	11
4	1	2	3	4	5	6	7	8	9	10	11
5	1	2	3	4	5	6	7	8	9	10	11
6	1	2	3	4	5	6	7	8	9	10	11
7	1	2	3	4	5	6	7	8	9	10	11
8	1	2	3	4	5	6	7	8	9	10	11
9	1	2	3	4	5	6	7	8	9	10	11
10	1	2	3	4	5	6	7	8	9	10	11
11	1	2	3	4	5	6	7	8	9	10	11

Average Days

Average NERC Holiday

Generation Conversion Prior to Monthly Adjustment Factors (Daily MWh/day)

Sum of Generation HE 1-7, 24

Sum of Generation HE 8-23

WISCONSIN 0-23

Sum of Generation HE 1-24

CONFIDENTIAL

Monthly Generation Summary (MWh)

Average Monthly On-Peak Generation (prior to monthly adjustment factors)



Average Monthly Off-Peak Generation (prior to monthly adjustment factors)



Total Generation (prior to monthly adjustment factors)



Monthly Balance Check



Total Annual Energy and Capacity Factor (prior to monthly adjustment factors)

	On-Peak Hours	Off-Peak Hours	All Hours	AnnCapFac	Annual Delivery
Generation (MWh)					

Part V (a-2)

Operational Information - Energy Storage Charging/Discharging Schedule

Project Title

Data Entry:

This table is calculated from data entry in Part V(a)(ii). You must insert an Hourly Profile, two sections to the right.

HOURLY STORAGE ENERGY FLOW in MW (*averaged*) - 12 Months by 24 Hours For Representative Day For Each Month

Part V (b-1)

Operational Information - Delivery Schedule of Off Shore Wind with Energy Storage

Project Title

Data Entry:

This table is calculated from Part V(a-1) and Part V(a-2).

HOURLY DELIVERY in MW - 12 Months by 24 Hours For Representative Day For Each Month

Notes:

The hourly output profile(s) above will be summed into monthly peak and off-peak quantities via a uniform conversion. The conversion factors and resulting amounts, prior to applying the adjustment factors, are shown below in Part V (Informational).

Offshore Wind Resources with Paired Energy Storage

Enter the expected generation from the resource without the Energy Storage in Part V(a)(i). Enter the Energy Storage charge and discharge schedule in Part V(a)(ii). The net delivered energy from the resource, after the timing and loss effects of storage, will be calculated in Parts V(b-1).

Part V (c)

Operational Information - Maintenance Profile

Project Title

MONTHLY ADJUSTMENT FACTORS AS PERCENTAGE OF EXPECTED PRODUCTION

IMPORTANT: These factors are for specific months and calendar years. The first entry must coincide with the project start date.

The adjustment factors in each contract month above will be applied to capture changes in monthly output production for variations associated with maintenance, degradation, or other changes in output.

If Part V(a) already reflect a forced outage rate or scheduled outage information, then Part V(c) should be left blank or contain a factor of 1.000 for each month.

Version: v3 08/07/19

Part V (informational)

Validation and Conversion Assumptions and Calculations

Jan	Feb	Mar	Apr	May	Jun	Jul	Aug	Sep	Oct	Nov	Dec
-----	-----	-----	-----	-----	-----	-----	-----	-----	-----	-----	-----

Average Days used to convert hourly profiles into monthly and annual amounts

Average Number of Weekdays

Order	Customer	Product	Quantity	Unit Price	Total Price	Tax	Discount	Net Price	Grand Total
1	John Doe	Product A	10	100	1000	100	0	900	900
2	Jane Smith	Product B	5	200	1000	100	0	900	900
3	Bob Johnson	Product C	20	50	1000	100	0	900	900
4	Alice Brown	Product D	15	60	900	90	0	810	810
5	Charlie White	Product E	8	120	960	96	0	864	864
6	Diana Green	Product F	12	75	900	90	0	810	810
7	Frank Black	Product G	18	50	900	90	0	810	810
8	Grace King	Product H	25	36	900	90	0	810	810
9	Henry Lee	Product I	30	30	900	90	0	810	810
10	Ivy Clark	Product J	35	26	910	91	0	819	819

Average Number of Weekend Days

Order #	Weekend Days	Weekend Days	Weekend Days	Weekend Days	Weekend Days	Weekend Days	Weekend Days	Weekend Days	Weekend Days	Weekend Days
1	2	3	4	5	6	7	8	9	10	11

Average Days

Average NERC Holiday

Generation and Delivery Conversion Prior to Monthly Adjustment Factors (Daily MWh/day)

Sum of HE 1-7, 24

[illegible]

Sum of HE 8-23

[illegible]

Sum of HE 1-24

Gen

Del



Monthly Generation and Delivery Summary (MWh)

Average Monthly On-Peak Period (prior to monthly adjustment factors)



Average Monthly Off-Peak Period (prior to monthly adjustment factors)



Total Monthly Energy (prior to monthly adjustment factors)



Monthly Balance Check



Monthly Storage Flows (MWh)



Total Annual Energy and Capacity Factor (prior to monthly adjustment factors)

	On-Peak Hours	Off-Peak Hours	All Hours	AnnCapFac
Generation (MWh)				
Delivery (MWh)				
Storage (Net -MWh)				N/A

Annual Delivery

Part V (a -1) - (with Energy Storage)
Operational Information - Production Data for Off Shore Wind

Project Title _____

Data Entry: _____

You must insert an Hourly Profile, to the right in Part V(a)(i). This table will be populated automatically.

EXPECTED HOURLY GENERATION in MW (*averaged*) - 12 Months by 24 Hours For Representative Day For Each Month

Note: Intermittent Resources must use the P50 Level (Probability Distribution of Output).

Part V (a-2)

Operational Information - Energy Storage Charging/Discharging Schedule

Project Title

Data Entry:

This table is calculated from data entry in Part V(a)(ii). You must insert an Hourly Profile, two sections to the right.

HOURLY STORAGE ENERGY FLOW in MW (*averaged*) - 12 Months by 24 Hours For Representative Day For Each Month

Part V (b-1)

Operational Information - Delivery Schedule of Off Shore Wind with Energy Storage

Project Title

Data Entry:

This table is calculated from Part V(a-1) and Part V(a-2).

HOURLY DELIVERY in MW - 12 Months by 24 Hours For Representative Day For Each Month

Notes:

The hourly output profile(s) above will be summed into monthly peak and off-peak quantities via a uniform conversion. The conversion factors and resulting amounts, prior to applying the adjustment factors, are shown below in Part V (Informational).

Offshore Wind Resources with Paired Energy Storage

Enter the expected generation from the resource without the Energy Storage in Part V(a)(i). Enter the Energy Storage charge and discharge schedule in Part V(a)(ii). The net delivered energy from the resource, after the timing and loss effects of storage, will be calculated in Parts V(b-1).

Version: v3 08/07/19

Part V (c)

Operational Information - Maintenance Profile

Project Title

MONTHLY ADJUSTMENT FACTORS AS PERCENTAGE OF EXPECTED PRODUCTION

Enter factors in decimal format, where 1 equals no adjustment (i.e. a decrease of 2% should be entered as 0.98)

IMPORTANT: These factors are for specific months and calendar years. The first entry must coincide with the project start date.

Version: v3 08/07/19

Part V (c)

Operational Information - Maintenance Profile

Project Title

MONTHLY ADJUSTMENT FACTORS AS PERCENTAGE OF EXPECTED PRODUCTION

Enter factors in decimal format, where 1 equals no adjustment (i.e. a decrease of 2% should be entered as 0.98)

IMPORTANT: These factors are for specific months and calendar years. The first entry must coincide with the project start date.

Version: v3 08/07/19

Part V (c)

Operational Information - Maintenance Profile

Project Title

MONTHLY ADJUSTMENT FACTORS AS PERCENTAGE OF EXPECTED PRODUCTION

Enter factors in decimal format, where 1 equals no adjustment (i.e. a decrease of 2% should be entered as 0.98)

IMPORTANT: These factors are for specific months and calendar years. The first entry must coincide with the project start date.

Version: v3 08/07/19

Part V (c)

Operational Information - Maintenance Profile

Project Title

MONTHLY ADJUSTMENT FACTORS AS PERCENTAGE OF EXPECTED PRODUCTION

Enter factors in decimal format, where 1 equals no adjustment (i.e. a decrease of 2% should be entered as 0.98)

IMPORTANT: These factors are for specific months and calendar years. The first entry must coincide with the project start date.

Version: v3 08/07/19

Part V (c)

Operational Information - Maintenance Profile

Project Title

MONTHLY ADJUSTMENT FACTORS AS PERCENTAGE OF EXPECTED PRODUCTION

Enter factors in decimal format, where 1 equals no adjustment (i.e. a decrease of 2% should be entered as 0.98)

IMPORTANT: These factors are for specific months and calendar years. The first entry must coincide with the project start date.

Version: v3 08/07/19

Part V (c)

Operational Information - Maintenance Profile

Project Title

MONTHLY ADJUSTMENT FACTORS AS PERCENTAGE OF EXPECTED PRODUCTION

Enter factors in decimal format, where 1 equals no adjustment (i.e. a decrease of 2% should be entered as 0.98)

IMPORTANT: These factors are for specific months and calendar years. The first entry must coincide with the project start date.

The adjustment factors in each contract month above will be applied to capture changes in monthly output production for variations associated with maintenance, degradation, or other changes in output.

If Part V(a) already reflect a forced outage rate or scheduled outage information, then Part V(c) should be left blank or contain a factor of 1.000 for each month.

Version: v3 08/07/19

Part V (informational)

Validation and Conversion Assumptions and Calculations

Jan	Feb	Mar	Apr	May	Jun	Jul	Aug	Sep	Oct	Nov	Dec
-----	-----	-----	-----	-----	-----	-----	-----	-----	-----	-----	-----

Average Days used to convert hourly profiles into monthly and annual amounts

Average Number of Weekdays

Year	1990	1991	1992	1993	1994	1995	1996	1997	1998	1999	2000
Number of cases	10	15	20	25	30	35	40	45	50	55	60

Average Number of Weekend Days

Average Days

Average NERC Holiday

Generation and Delivery Conversion Prior to Monthly Adjustment Factors (Daily MWh/day)

Sum of HE 1-7, 24

[illegible]

Sum of HE 8-23

[illegible]

Sum of HE 1-24

Monthly Generation and Delivery Summary (MWh)

Average Monthly On-Peak Period (prior to monthly adjustment factors)



Average Monthly Off-Peak Period (prior to monthly adjustment factors)



Total Monthly Energy (prior to monthly adjustment factors)



Monthly Balance Check

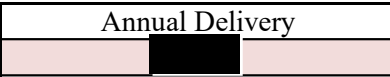


Monthly Storage Flows (MWh)




Total Annual Energy and Capacity Factor (prior to monthly adjustment factors)

	On-Peak Hours		Off-Peak Hours		All Hours		AnnCapFac	
Generation (MWh)								
Delivery (MWh)								
Storage (Net -MWh)							N/A	




Part VI (a)
Pricing Information

Project Title



Describe the delivery facilities and their various components (e.g. high side bus, high voltage cables from the high side bus to the onshore substation)




Notes:


- 1) Prices for energy and/or RECs may not decrease from one Contract Year to the next.

Part VI (b)
Pricing Information, Phase 2 (if applicable)

Project Title



Describe the delivery facilities and their various components (e.g. high side bus, high voltage cables from the high side bus to the onshore substation)




Notes:

- 1) Prices for energy and/or RECs may not decrease from one Contract Year to the next.

Part VI (c)
Alternative Pricing Information
for Consideration by National Grid Pursuant to Section 2.2.1.4.h of the RFP

Project Title _____

Specify the term that National Grid will be entitled to their respective share of RECs from the proposed project (e.g., project life, along with an estimate of the project life, or a specified term beyond the proposed term of the Long-Term Contract) and a forecast of RECs to be delivered each year beyond the primary term along with a summary of terms and conditions regarding the transfer of RECs beyond the primary term.



Specify the total pricing applicable to National Grid for this alternative proposal, including additional costs, if any, for National Grid's entitlement to RECs beyond the term of the Long-Term contract. Any such additional costs must be recovered only under the term of that Long-Term Contract.



Notes:


- 1) For such an alternative proposal for a project to be considered by National Grid, the bidder must also have submitted a conforming bid for the same project which limits the transfer of the entitlements to the RECS for all EDCs to the primary term of the Long-Term Contract.
- 2) Prices for RECs may not decrease from one Contract Year to the next.
- 3) Bidders are not required to pay an additional bid fee for this alternative

Version v3 08/07/19

Part VI (a) (i)

Project Title

Section 2.2.1.4.i.(e) check



Version v3 08/07/19

Part VI (b) (i)

Project Title

_____ [REDACTED] _____

Section 2.2.1.4.i.(e) check





Part VII
ISO-NE Forward Capacity Auction Qualification

Project Title _____

Provide MW of expected qualified capacity for the Facility determined in accordance with the Forward Capacity Auction Qualification (“FCAQ”) process. The Bidder must utilize the ISO-NE FCA Wind Qualification Template spreadsheet to approximate the qualified capacity associated with its proposed Offshore Wind Energy Generation project.

First Capacity Commitment Period Summer _____ Winter _____
June 2026 through May 2027 MW _____ MW _____
(Change xx and yy to reflect first Capacity Commitment Period)

Please confirm if you have completed the studies referenced in RFP Section 2.2.1.7(b) and included any completed studies with your bid submission. Please indicate the status of any studies not completed.

Please explain:

Part VIII
Contract Information

Project Title _____

The following Detailed Information Request for Projects is provided in order to facilitate the completion of a Power Purchase Agreement ("PPA") with the EDCs, should your project be selected as a winning bidder.

1) Project description including location:

a) Legal Name of Entity to be the Seller (Preamble):

b) Type of Organization (e.g., Corporation, LLC, Partnership) (Preamble)

c) Jurisdiction of Organization (Preamble and Section 7.2(a)):

d) Technology: (Exhibit A of PPA):

e) Name of Facility: (Exhibit A of PPA)

f) Renewable Energy Lease Number:

g) Guaranteed Commercial Operation Date: (Second Whereas clause and §3.1(a)(iv) of Class I PPA):

h) Guaranteed Delivery Term Start Date: (Definitions - Article 1 of Firm PPA):

i) Buyer's Percentage Entitlement: (Definitions- Article 1 of Class I PPA)

_____ % of Products from the Facility to be delivered to Utility

- A fixed percentage of Energy and/or RECs to be sold to the contracting EDC. The Class I PPA is unit contingent and does NOT permit a fixed quantity of Products (e.g., the first "X" MWh of energy in any given hour) to be sold to the contracting EDC.

j) Contract Maximum Amount: (Definitions- Article 1)

_____ MWh per hour of Energy and/or associated RECs.

Part VIII (Continued)
Contract Information

2) Critical Milestones (Section 3.1 of Class I PPA) – Please provide the date by which each of the following milestones will be achieved:

(i) Receipt of all Permits necessary to construct the Facility, as set forth in Exhibit B, in final form by

Date:

(ii) Acquisition of all required real property rights in addition to the federal lease referenced in Section 7.2(m) necessary for construction and operation of the Facility, the interconnection of the Facility to the Interconnecting Utility and the construction of Network Upgrades in full and final form with all options and/or contingencies having been exercised demonstrating complete site control as set forth in Exhibit B, by

Date:

(iii) The achievement of the Financial Closing Date or other demonstration to Buyer's satisfaction of the financial capability of the Seller to construct the Facility, including, as applicable, Seller's financial obligations with respect to interconnection of the Facility to the Interconnecting Utility and construction of the Network Upgrades by

Date:

(iv) Issuance of a full notice to proceed by Seller to its general contractor and commencement of construction of the Facility by

Date:

(v) Receipt of all Permits necessary to operate the Facility, as set forth in Exhibit B, in final form, by

Date:

(vi) Achievement of the Commercial Operation Date by

Date:

4) Description of Facility (Exhibit A)

Please other descriptive details [such as Operational Limitations and criteria for substantial completion of

Part VIII (Continued)
Contract Information

5) Seller’s Critical Milestones for New Facilities or Proposed Upgrades (Class I PPA)

Part 1a) Construction Permits	Part 1b) Operating Permits
[Redacted Content]	

Part 2) Real Estate Rights
[Redacted Content]

Part VIII (Continued)
Contract Information

6) Seller’s Information for Existing Facility

Part 1) Operating Permits	Part 2) Real Estate Rights